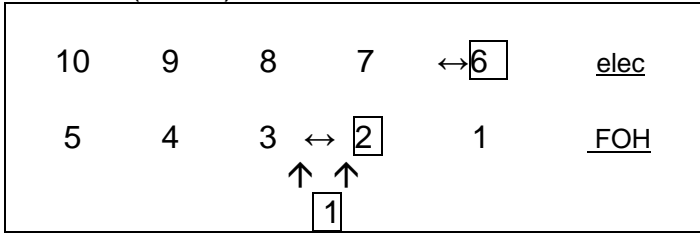


MAGIC SHEET

Group number

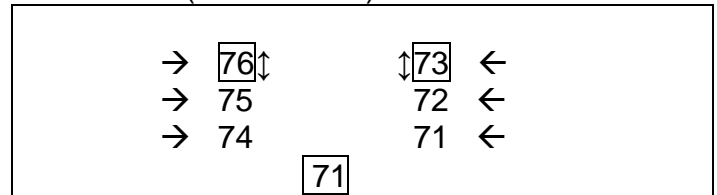


Front 1 (S4 Jr.) R119




Hi Cross 3 (S4 Par MFL)

L161

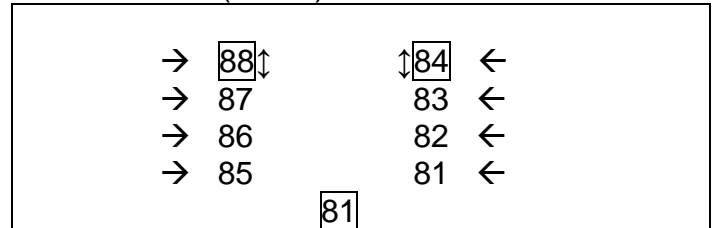


Tonic Front (Par 64 FOH)

R80 / L180



Boom Heads (S4 36)

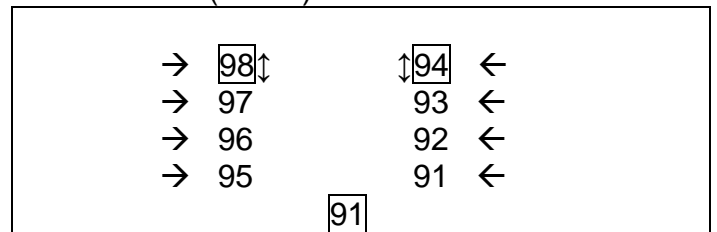


Diagonal Front (FOH) S4 26

N/C

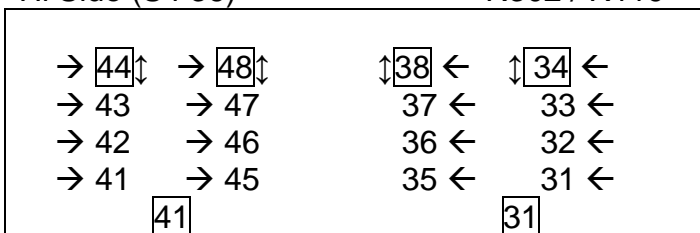


Boom Shins (S4 50)



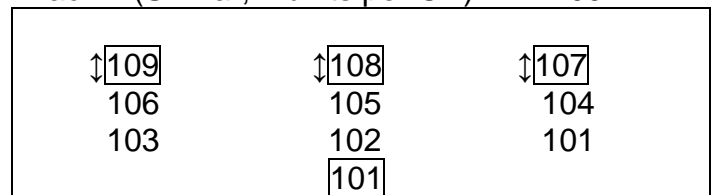
Hi Side (S4 36)

R302 / R119



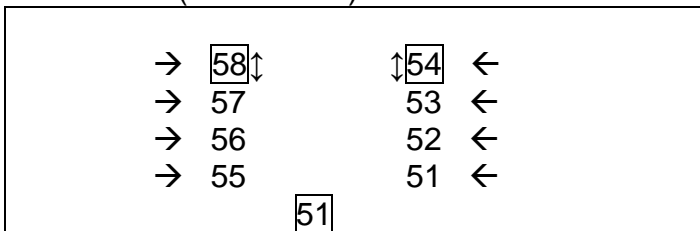
Back 1 (S4 Par, 2 units per CH)

R09



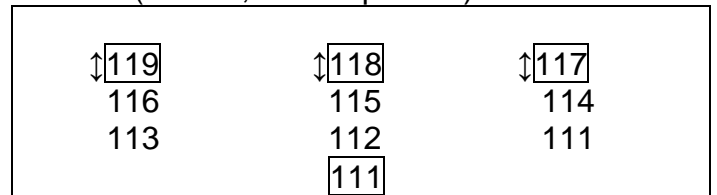
Hi Cross 1 (Altman 6x9)

L166 + R114



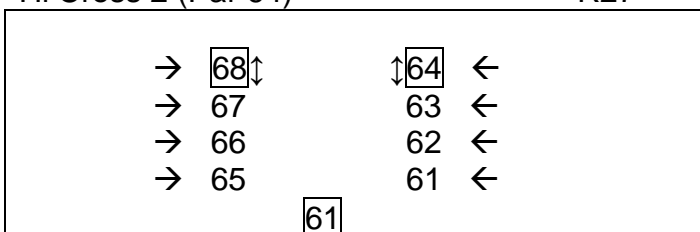
Back 2 (S4 Par, 2 units per CH)

R74




Hi Cross 2 (Par 64)

R27



Diagonal Back (Par64)

L200



Group number

MAGIC SHEET



Group number

Par 64 Back

L126

| | | | |
|-----|-----|-----|------------|
| ↓ | ↓ | ↓ | ↓ |
| 129 | 128 | 127 | <u>126</u> |

Specials (S4 36)

| | | |
|--------------|--------------|--------------|
| ↕ <u>159</u> | ↕ <u>158</u> | ↕ <u>157</u> |
| 156 | 155 | 154 |
| 153 | <u>152</u> | 151 |
| | <u>151</u> | |

Specials (S4 50)

| | | |
|-----|------------|-----|
| 169 | 168 | 167 |
| 166 | 165 | 164 |
| 163 | <u>162</u> | 161 |
| | <u>161</u> | |

Altman Specials

| | | |
|---------|----------|---------------|
| 147 x9 | 146 x4.5 | <u>elec 5</u> |
| 145 x9 | 144 x9 | <u>elec 1</u> |
| 143 x16 | 142 S4 | 141 x16 |
| | | <u>FOH</u> |

CYC

| | | | |
|--------------|-----|-----|--------------|
| <u>BLUE</u> | 139 | 138 | <u>137</u> ↔ |
| <u>GREEN</u> | 136 | 135 | <u>134</u> ↔ |
| <u>RED</u> | 133 | 132 | <u>131</u> ↔ |

HOUSE: CH 190, 191, 192

KUMBLE LOGO: CH 201